

## Senegal - Country Brief

### Global Talent Competitiveness Index (GTCI) 2025

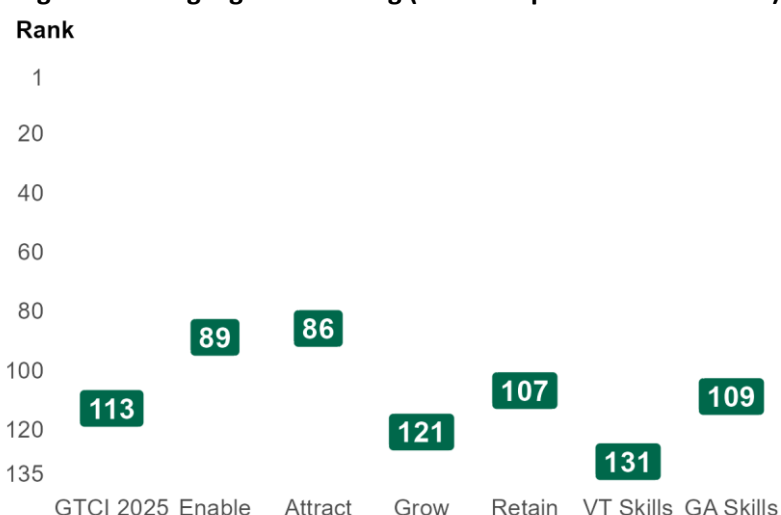


Total population:	18.50 million
GDP:	US\$ 27.75 billion
GDP (PPP) per capita:	US\$ 4,538 (119 out of 135 countries)
Country income level:	Lower-middle income
GTCI 2025 ranking:	113 (out of 135)

#### Global GTCI position

In GTCI 2025, Senegal is ranked 113th out of a sample of 135 countries (Figure 1). When it comes to sub-pillars, the strongest showings of Senegal relate to Regulatory Landscape, External Openness and Business and Labour Landscape, among others. Still, more could be done to improve the economy's performances in the Access to Growth Opportunities, Employability and Mid-level Skills sub-pillars.

**Figure 1: Senegal global ranking (GTCI sample of 135 countries)**



Note: VT Skills = Vocational and Technical Skills; GA Skills = Generalist Adaptive Skills.

#### Comparison with different groups of countries

Senegal is situated in Sub-Saharan Africa and is classified as Lower-middle income. Within its region, the country is ranked 14th out of 31 countries (Table 1).

Senegal is ranked 23rd within the group of Lower-middle income countries (implying that 34 percent of countries rank lower).

**Table 1: Senegal performance vs. income groups and regions**

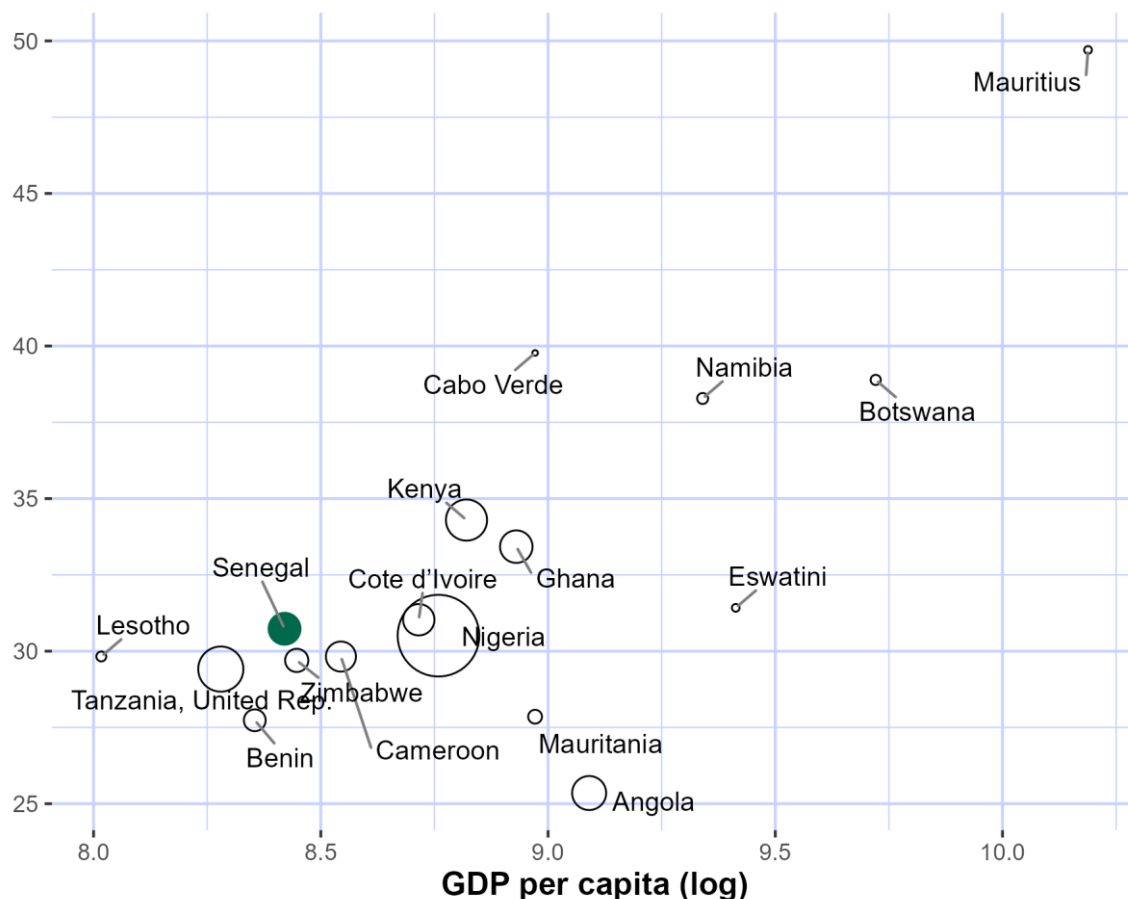
Comparison group	Top 3 scorers of the group	Score GAP: Senegal score minus group highest score	Share of countries in the group ranked below Senegal
<b>Region</b>			
Central and Southern Asia	Uzbekistan, Kazakhstan, Kyrgyzstan	-12.6	20%
Eastern, Southeastern Asia and Oceania	Singapore, Australia, New Zealand	-42.6	12%
Europe	Switzerland, Denmark, Finland	-42.4	0%
Latin America and the Caribbean	Chile, Uruguay, Costa Rica	-21.9	0%
Northern Africa and Western Asia	Israel, United Arab Emirates, Cyprus	-29.4	5%
Northern America	United States of America, Canada	-38.7	0%
Sub-Saharan Africa	Mauritius, Seychelles, South Africa	-19.0	55%
<b>Income group</b>			
High income	Singapore, Switzerland, Denmark	-42.6	0%
Upper-middle income	Georgia, Malaysia, Mauritius	-20.2	0%
Lower-middle income	Uzbekistan, Jordan, Philippines	-12.6	34%
Low income	Rwanda, Malawi, Gambia	-3.2	77%

### Comparison with group of competitors

Senegal's group of competitors is defined as lower-middle-income and upper-middle-income countries located in Sub-Saharan Africa. It comprises a group of 17 economies. Figure 2 plots how Senegal fares against each competitor in terms of GTCI score and GDP per capita.

As can be seen, Senegal's GTCI score and GDP per capita are, respectively, higher and lower than the corresponding medians of its group of competitors. Thus, Senegal performs well against its competitors, and its talent competitiveness is better than would be expected in view of its income level.

**Figure 2: GTCI score and GDP per capita (log) of Senegal and its identified competitors**



Note: Bubble size indicates country population.

### Performance against its income group and region

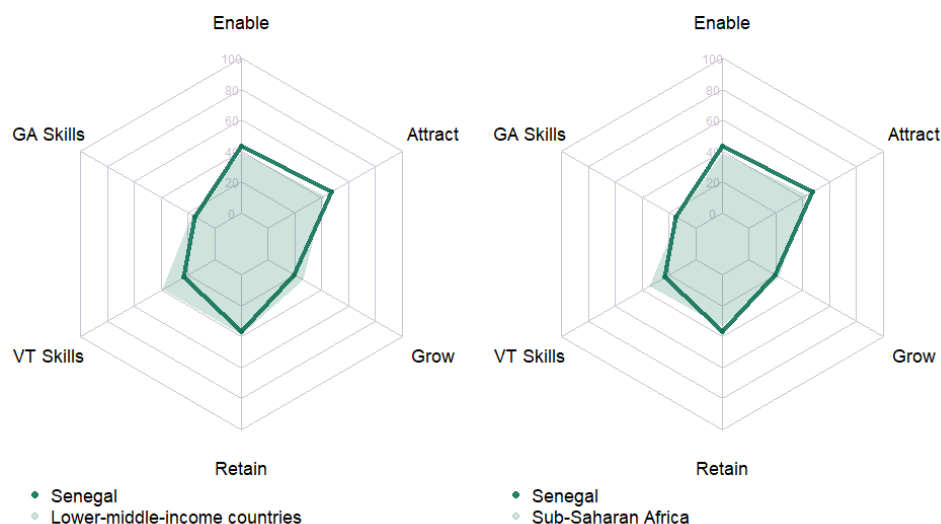
#### *Lower-middle-income countries*

Senegal is ranked 23rd in the group of lower-middle-income countries (Figure 3, left panel). In terms of pillar performance, it has a higher score than the income group average in two of the six pillars: Enable and Attract. At the sub-pillar level, it outperforms lower-middle-income countries in six of the fourteen sub-pillars: Regulatory Landscape, Market Landscape, Business Labour Landscape, External Openness, Internal Openness and Lifestyle.

#### *Sub-Saharan Africa*

Senegal is ranked 14th within Sub-Saharan Africa (Figure 3, right panel). It has a score above the regional average in four of the six pillars: Enable, Attract, Retain and GA. With regard to sub-pillars, it outperforms the average in Sub-Saharan Africa in six of the fourteen sub-pillars: Regulatory Landscape, Market Landscape, External Openness, Lifestyle, Highlevel Skills and Talent Impact.

**Figure 3: Senegal pillar scores vs. averages of relevant income group and region**



Note: VT Skills = Vocational and Technical Skills; GA Skills = Generalist Adaptive Skills.

### Longer-term trends in talent competitiveness

Across all GTCI editions from 2015 to 2025, Senegal's ranking ranges from 100th to 99th place (see Figure 4). During GTCI 2020-GTCI 2025, Senegal ranks 108 out of a total 134 countries (on average), which is a decline from the average rank of 100 in GTCI 2015-GTCI 2019.

**Figure 4: Evolution of GTCI rank for Senegal, 2015-2025**





## Sources

- Berry, B. (2019). *berryFunctions: Function Collection Related to Plotting and Hydrology*. R package version 1.18.2. URL: <https://CRAN.R-project.org/package=berryFunctions>
- Gohel, D. (2019). *officer: Manipulation of Microsoft Word and PowerPoint Documents*. R package version 0.3.6. URL: <https://CRAN.R-project.org/package=officer>
- Gohel, D. (2019). *flextable: Functions for Tabular Reporting*. R package version 0.5.6. URL: <https://CRAN.R-project.org/package=flextable>
- Lanvin, B., & Monteiro, F. (eds.) (2020). *The Global Talent Competitiveness Index 2020: Global Talent in the Age of Artificial Intelligence*. Fontainebleau: INSEAD.
- Lanvin, B., & Monteiro, F. (eds.) (2021). *The Global Talent Competitiveness Index 2021: Talent Competitiveness in Times of COVID*. Fontainebleau: INSEAD.
- Lanvin, B., & Monteiro, F. (eds.) (2022). *The Global Talent Competitiveness Index 2022: The Tectonics of Talent: Is the World Drifting Towards Increased Talent Inequalities?* Fontainebleau: INSEAD.
- Lanvin, B., & Monteiro, F. (eds.) (2023). *The Global Talent Competitiveness Index 2023: What a Difference Ten Years Make What to Expect for the Next Decade*. Fontainebleau: INSEAD.
- Milton Bache, S. & Wickham, H. (2014). *magrittr: A Forward-Pipe Operator for R*. R package version 1.5. URL: <https://CRAN.R-project.org/package=magrittr>
- Nakazawa, M. (2019). *fmsb: Functions for Medical Statistics Book with some Demographic Data*. R package version 0.7.0. URL: <https://CRAN.R-project.org/package=fmsb>
- R Core Team (2018). *R: A language and environment for statistical computing*. R Foundation for Statistical Computing, Vienna, Austria. URL: <https://www.R-project.org/>.
- Slowikowski, K. (2019). *ggrepel: Automatically Position Non-Overlapping Text Labels with 'ggplot2'*. R package version 0.8.1. URL: <https://CRAN.R-project.org/package=ggrepel>
- Wickham, H. (2007). Reshaping Data with the reshape Package. *Journal of Statistical Software*, 21(12), 1-20. URL: <http://www.jstatsoft.org/v21/i12/>.
- Wickham, H. (2016). *ggplot2: Elegant Graphics for Data Analysis*. Springer-Verlag. New York.
- Wickham et al., (2019). Welcome to the tidyverse. *Journal of Open Source Software*, 4(43), 1686, URL: <https://doi.org/10.21105/joss.01686>