

Pakistan - Country Brief

Global Talent Competitiveness Index (GTCI) 2025

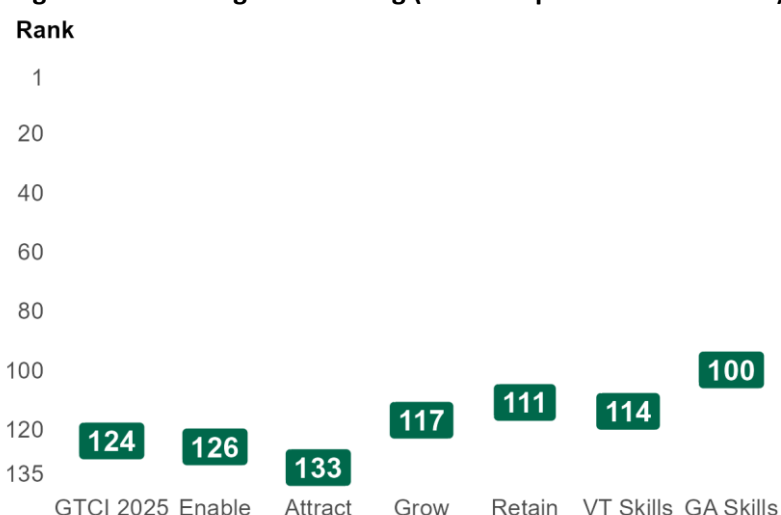


Total population:	251.27 million
GDP:	US\$ 373.078 billion
GDP (PPP) per capita:	US\$ 6,724 (111 out of 135 countries)
Country income level:	Lower-middle income
GTCI 2025 ranking:	124 (out of 135)

Global GTCI position

In GTCI 2025, Pakistan is ranked 124th out of a sample of 135 countries (Figure 1). When it comes to sub-pillars, the strongest showings of Pakistan relate to Talent Impact, Formal Education and Lifestyle, among others. Still, more could be done to improve the economy's performances in the Market Landscape, External Openness and Internal Openness sub-pillars.

Figure 1: Pakistan global ranking (GTCI sample of 135 countries)



Note: VT Skills = Vocational and Technical Skills; GA Skills = Generalist Adaptive Skills.

Comparison with different groups of countries

Pakistan is situated in Central and Southern Asia and is classified as Lower-middle income. Within its region, the country is ranked 10th out of 10 countries (Table 1).

Pakistan is ranked 33rd within the group of Lower-middle income countries (implying that 6 percent of countries rank lower).

Table 1: Pakistan performance vs. income groups and regions

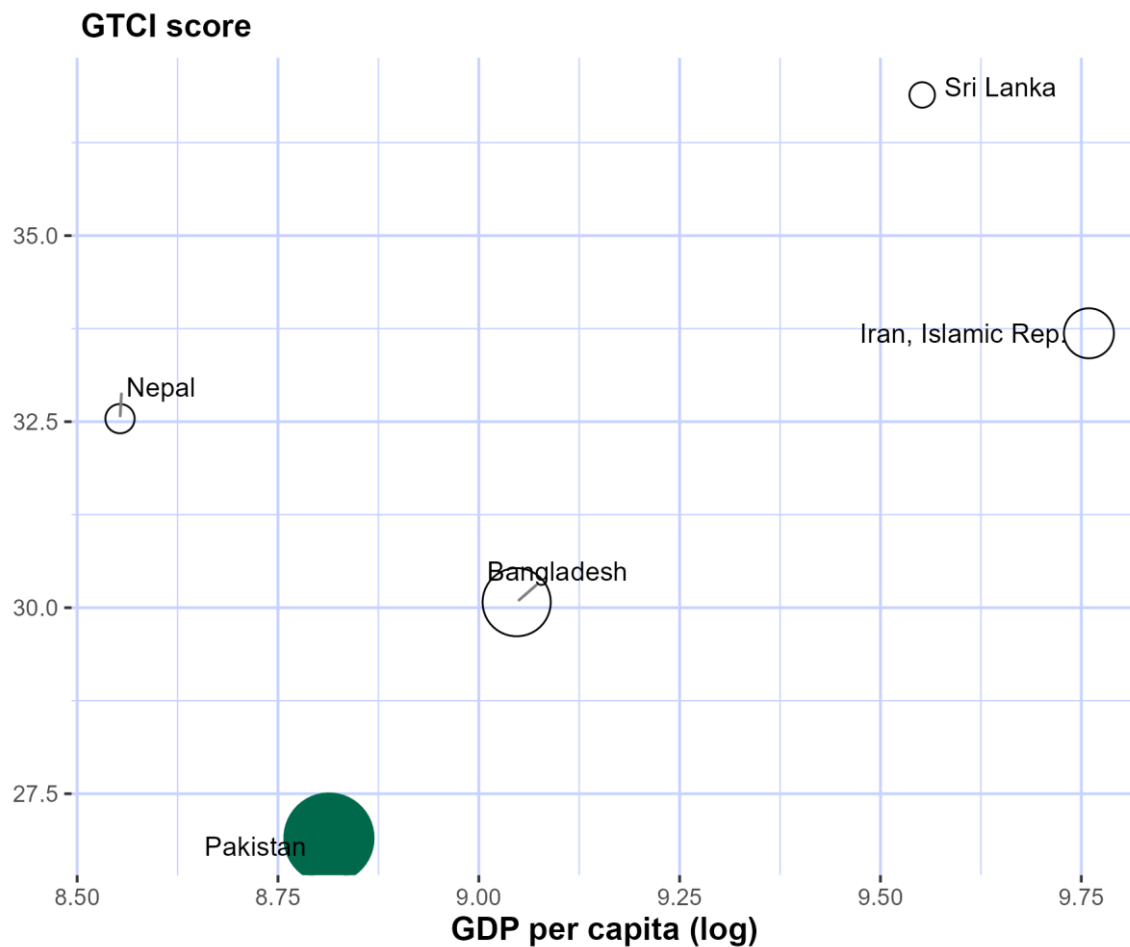
Comparison group	Top 3 scorers of the group	Score GAP: Pakistan score minus group highest score	Share of countries in the group ranked below Pakistan
Region			
Central and Southern Asia	Uzbekistan, Kazakhstan, Kyrgyzstan	-16.5	0%
Eastern, Southeastern Asia and Oceania	Singapore, Australia, New Zealand	-46.4	6%
Europe	Switzerland, Denmark, Finland	-46.2	0%
Latin America and the Caribbean	Chile, Uruguay, Costa Rica	-25.8	0%
Northern Africa and Western Asia	Israel, United Arab Emirates, Cyprus	-33.3	5%
Northern America	United States of America, Canada	-42.5	0%
Sub-Saharan Africa	Mauritius, Seychelles, South Africa	-22.8	29%
Income group			
High income	Singapore, Switzerland, Denmark	-46.4	0%
Upper-middle income	Georgia, Malaysia, Mauritius	-24.1	0%
Lower-middle income	Uzbekistan, Jordan, Philippines	-16.5	6%
Low income	Rwanda, Malawi, Gambia	-7.0	69%

Comparison with group of competitors

Pakistan's group of competitors is defined as Southern Asia, excluding India. It comprises a group of 5 economies. Figure 2 plots how Pakistan fares against each competitor in terms of GTCI score and GDP per capita.

As can be seen, Pakistan's GTCI score and GDP per capita are both lower than the corresponding medians of its group of competitors. Thus, the country's talent competitiveness is not in line with what would be expected given its income level.

Figure 2: GTCI score and GDP per capita (log) of Pakistan and its identified competitors



Note: Bubble size indicates country population.

Performance against its income group and region

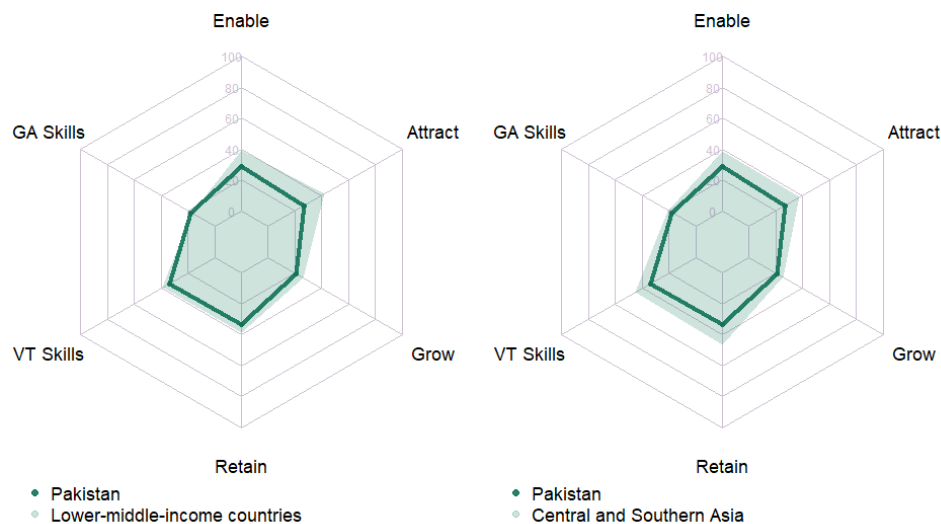
Lower-middle-income countries

Pakistan is ranked 33rd in the group of lower-middle-income countries (Figure 3, left panel). In terms of pillar performance, it has a higher score than the income group average in one of the six pillars: GA. At the sub-pillar level, it outperforms lower-middle-income countries in two of the fourteen sub-pillars: Formal Education and Talent Impact.

Central and Southern Asia

Pakistan is ranked 10th within Central and Southern Asia (Figure 3, right panel). It lags behind its region in each of the six pillars. With regard to sub-pillars, it outperforms the average in Central and Southern Asia in one of the fourteen sub-pillars: Talent Impact.

Figure 3: Pakistan pillar scores vs. averages of relevant income group and region



Note: VT Skills = Vocational and Technical Skills; GA Skills = Generalist Adaptive Skills.

Longer-term trends in talent competitiveness

Across all GTCI editions from 2015 to 2025, Pakistan's ranking ranges from 103rd to 89th place (see Figure 4). During GTCI 2020-GTCI 2025, Pakistan ranks 112 out of a total 134 countries (on average), which is a decline from the average rank of 104 in GTCI 2015-GTCI 2019.

Figure 4: Evolution of GTCI rank for Pakistan, 2015-2025





Sources

Berry, B. (2019). *berryFunctions: Function Collection Related to Plotting and Hydrology*. R package version 1.18.2. URL: <https://CRAN.R-project.org/package=berryFunctions>

Gohel, D. (2019). *officer: Manipulation of Microsoft Word and PowerPoint Documents*. R package version 0.3.6. URL: <https://CRAN.R-project.org/package=officer>

Gohel, D. (2019). *flextable: Functions for Tabular Reporting*. R package version 0.5.6. URL: <https://CRAN.R-project.org/package=flextable>

Lanvin, B., & Monteiro, F. (eds.) (2020). *The Global Talent Competitiveness Index 2020: Global Talent in the Age of Artificial Intelligence*. Fontainebleau: INSEAD.

Lanvin, B., & Monteiro, F. (eds.) (2021). *The Global Talent Competitiveness Index 2021: Talent Competitiveness in Times of COVID*. Fontainebleau: INSEAD.

Lanvin, B., & Monteiro, F. (eds.) (2022). *The Global Talent Competitiveness Index 2022: The Tectonics of Talent: Is the World Drifting Towards Increased Talent Inequalities?* Fontainebleau: INSEAD.

Lanvin, B., & Monteiro, F. (eds.) (2023). *The Global Talent Competitiveness Index 2023: What a Difference Ten Years Make What to Expect for the Next Decade*. Fontainebleau: INSEAD.

Milton Bache, S. & Wickham, H. (2014). *magrittr: A Forward-Pipe Operator for R*. R package version 1.5. URL: <https://CRAN.R-project.org/package=magrittr>

Nakazawa, M. (2019). *fmsb: Functions for Medical Statistics Book with some Demographic Data*. R package version 0.7.0. URL: <https://CRAN.R-project.org/package=fmsb>

R Core Team (2018). *R: A language and environment for statistical computing*. R Foundation for Statistical Computing, Vienna, Austria. URL: <https://www.R-project.org/>.

Slowikowski, K. (2019). *ggrepel: Automatically Position Non-Overlapping Text Labels with 'ggplot2'*. R package version 0.8.1. URL: <https://CRAN.R-project.org/package=ggrepel>

Wickham, H. (2007). Reshaping Data with the reshape Package. *Journal of Statistical Software*, 21(12), 1-20. URL: <http://www.jstatsoft.org/v21/i12/>.

Wickham, H. (2016). *ggplot2: Elegant Graphics for Data Analysis*. Springer-Verlag. New York.

Wickham et al., (2019). Welcome to the tidyverse. *Journal of Open Source Software*, 4(43), 1686, URL: <https://doi.org/10.21105/joss.01686>