Nicaragua - Country Brief
Global Talent Competitiveness Index (GTCI) 2025

Total population:	6.92 million
GDP:	US$ 17.82 billion
GDP (PPP) per capita:	US$ 8,292
	(102 out of 135 countries)
Country income level:	Lower-middle income
GTCI 2025 ranking:	109 (out of 135)

Global GTCI position

In GTCI 2025, Nicaragua is ranked 109th out of a sample of 135 countries (Figure 1). When it comes to sub-pillars, the strongest showings of Nicaragua relate to Lifelong Learning, Sustainability and Internal Openness, among others. Still, more could be done to improve the economy's performances in the Market Landscape, Talent Impact and Business and Labour Landscape sub-pillars.

Figure 1: Nicaragua global ranking (GTCI sample of 135 countries)

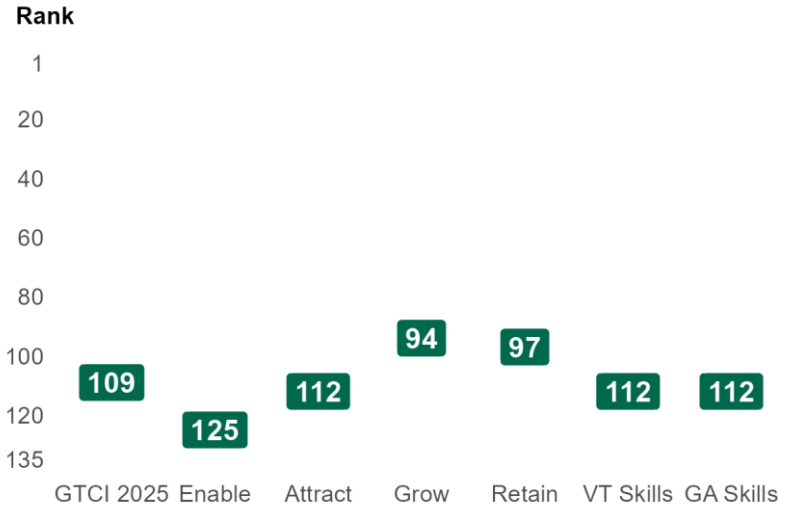

Note: VT Skills = Vocational and Technical Skills; GA Skills = Generalist Adaptive Skills.

Comparison with different groups of countries

Nicaragua is situated in Latin America and the Caribbean and is classified as Lower-middle income. Within its region, the country is ranked 18th out of 18 countries (Table 1).

Nicaragua is ranked 20th within the group of Lower-middle income countries (implying that 43 percent of countries rank lower).

Table 1: Nicaragua performance vs. income groups and regions

Comparison group	Top 3 scorers of the group	Score GAP: Nicaragua score minus group highest score	Share of countries in the group ranked below Nicaragua
Region			
Central and Southern Asia	Uzbekistan, Kazakhstan, Kyrgyzstan	-11.9	20%
Eastern, Southeastern Asia and Oceania	Singapore, Australia, New Zealand	-41.8	12%
Europe	Switzerland, Denmark, Finland	-41.6	0%
Latin America and the Caribbean	Chile, Uruguay, Costa Rica	-21.2	0%
Northern Africa and Western Asia	Israel, United Arab Emirates, Cyprus	-28.7	5%
Northern America	United States of America, Canada	-37.9	0%
Sub-Saharan Africa	Mauritius, Seychelles, South Africa	-18.2	68%
Income group			
High income	Singapore, Switzerland, Denmark	-41.8	0%
Upper-middle income	Georgia, Malaysia, Mauritius	-19.5	0%
Lower-middle income	Uzbekistan, Jordan, Philippines	-11.9	43%
Low income	Rwanda, Malawi, Gambia	-2.4	85%

Comparison with group of competitors

Nicaragua's group of competitors is defined as countries located in Central America and the Caribbean. It comprises a group of 8 economies. Figure 2 plots how Nicaragua fares against each competitor in terms of GTCI score and GDP per capita.

As can be seen, Nicaragua's GTCI score and GDP per capita are both lower than the corresponding medians of its group of competitors. Thus, the country’s talent competitiveness is not in line with what would be expected given its income level.

Figure 2: GTCI score and GDP per capita (log) of Nicaragua and its identified competitors

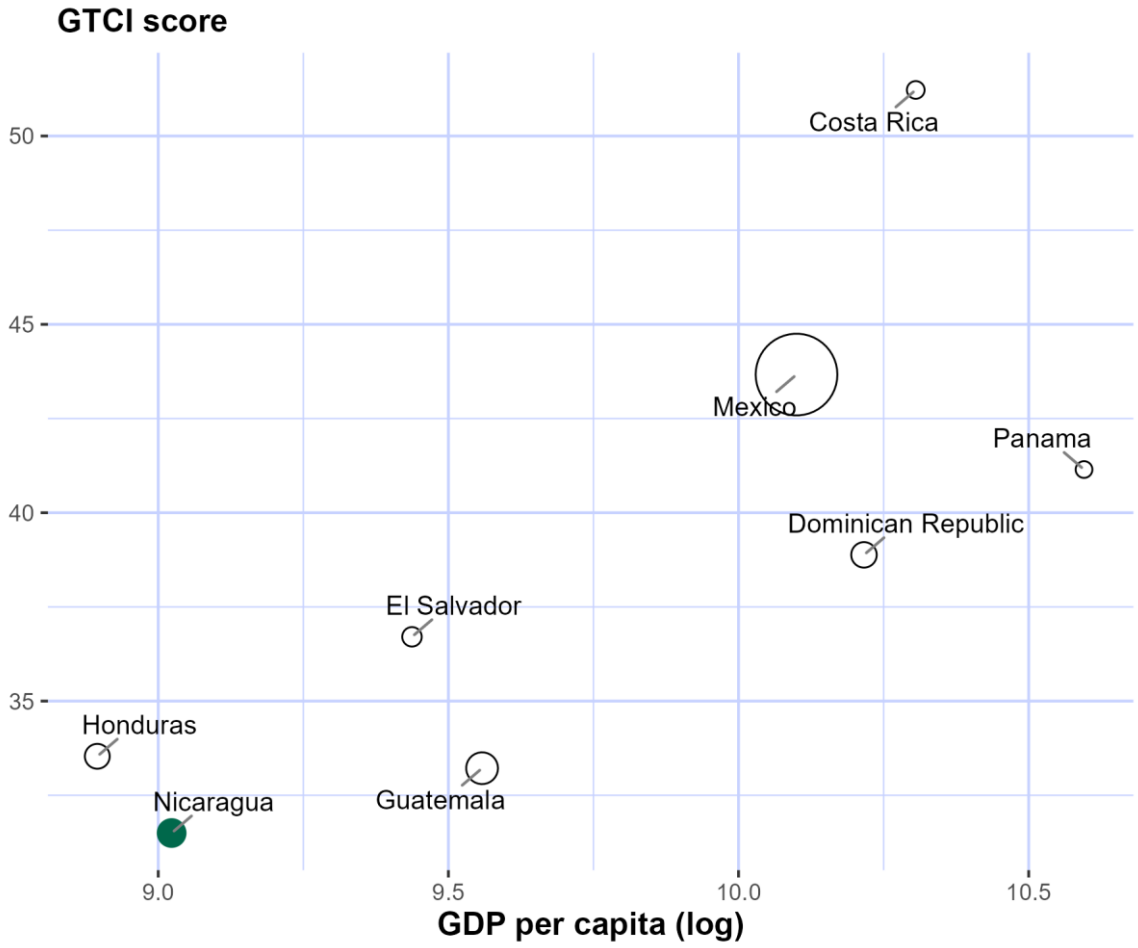

Note: Bubble size indicates country population.

Performance against its income group and region

Lower-middle-income countries

Nicaragua is ranked 20th in the group of lower-middle-income countries (Figure 3, left panel). In terms of pillar performance, it has a higher score than the income group average in two of the six pillars: Grow and Retain. At the sub-pillar level, it outperforms lower-middle-income countries in six of the fourteen sub-pillars: Internal Openness, Lifelong Learning, Access Growth Opportunities, Sustainability, Lifestyle and Midlevel Skills.

Latin America and the Caribbean

Nicaragua is ranked 18th within Latin America and the Caribbean (Figure 3, right panel). It lags behind its region in each of the six pillars. With regard to sub-pillars, it trails the regional average in each of them.

Figure 3: Nicaragua pillar scores vs. averages of relevant income group and region

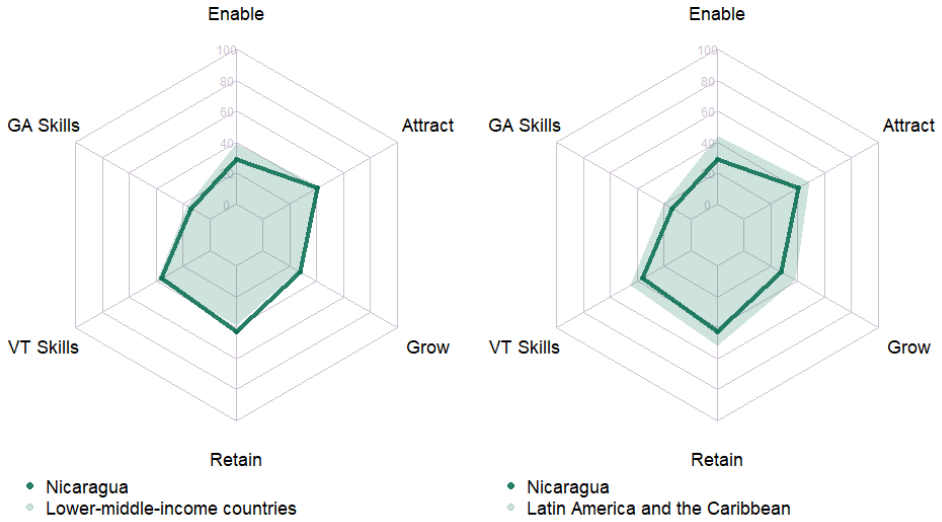

Note: VT Skills = Vocational and Technical Skills; GA Skills = Generalist Adaptive Skills.

Longer-term trends in talent competitiveness

Across all GTCI editions from 2015 to 2025, Nicaragua's ranking ranges from 103rd to 99th place (see Figure 4). During GTCI 2020-GTCI 2025, Nicaragua ranks 113 out of a total 134 countries (on average), which is a decline from the average rank of 94 in GTCI 2015-GTCI 2019.

Figure 4: Evolution of GTCI rank for Nicaragua, 2015-2025

Sources

Berry, B. (2019). berryFunctions: Function Collection Related to Plotting and Hydrology. R package version 1.18.2. URL: https://CRAN.R-project.org/package=berryFunctions

Gohel, D. (2019). officer: Manipulation of Microsoft Word and PowerPoint Documents. R package version 0.3.6. URL: https://CRAN.R-project.org/package=officer

Gohel, D. (2019). flextable: Functions for Tabular Reporting. R package version 0.5.6. URL: https://CRAN.R-project.org/package=flextable

Lanvin, B., & Monteiro, F. (eds.) (2020). The Global Talent Competitiveness Index 2020: Global Talent in the Age of Artificial Intelligence. Fontainebleau: INSEAD.

Lanvin, B., & Monteiro, F. (eds.) (2021). The Global Talent Competitiveness Index 2021: Talent Competitiveness in Times of COVID Fontainebleau: INSEAD.

Lanvin, B., & Monteiro, F. (eds.) (2022). The Global Talent Competitiveness Index 2022: The Tectonics of Talent: Is the World Drifting Towards Increased Talent Inequalities? Fontainebleau: INSEAD.

Lanvin, B., & Monteiro, F. (eds.) (2023). The Global Talent Competitiveness Index 2023: What a Difference Ten Years Make What to Expect for the Next Decade. Fontainebleau: INSEAD.

Milton Bache, S. & Wickham, H. (2014). magrittr: A Forward-Pipe Operator for R. R package version 1.5. URL: https://CRAN.R-project.org/package=magrittr

Nakazawa, M. (2019). fmsb: Functions for Medical Statistics Book with some Demographic Data. R package version 0.7.0. URL: https://CRAN.R-project.org/package=fmsb

R Core Team (2018). R: A language and environment for statistical computing. R Foundation for Statistical Computing, Vienna, Austria. URL: https://www.R-project.org/.

Slowikowski, K. (2019). ggrepel: Automatically Position Non-Overlapping Text Labels with 'ggplot2'. R package version 0.8.1. URL: https://CRAN.R-project.org/package=ggrepel

Wickham, H. (2007). Reshaping Data with the reshape Package. Journal of Statistical Software, 21(12), 1-20. URL: http://www.jstatsoft.org/v21/i12/.

Wickham, H. (2016). ggplot2: Elegant Graphics for Data Analysis. Springer-Verlag. New York.

Wickham et al., (2019). Welcome to the tidyverse. Journal of Open Source Software, 4(43), 1686, URL: https://doi.org/10.21105/joss.01686