

Gambia - Country Brief

Global Talent Competitiveness Index (GTCI) 2025

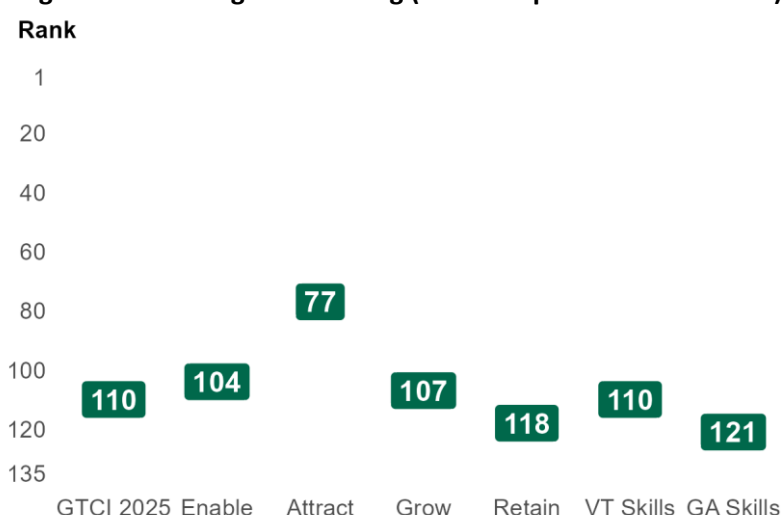


| | |
|-----------------------|--|
| Total population: | 2.76 million |
| GDP: | US\$ 2.345 billion |
| GDP (PPP) per capita: | US\$ 3,321 (122 out of 135 countries) |
| Country income level: | Low income |
| GTCI 2025 ranking: | 110 (out of 135) |

Global GTCI position

In GTCI 2025, Gambia is ranked 110th out of a sample of 135 countries (Figure 1). When it comes to sub-pillars, the strongest showings of Gambia relate to Formal Education, Internal Openness and External Openness, among others. Still, more could be done to improve the economy's performances in the Lifelong Learning, Access to Growth Opportunities and High-level Skills sub-pillars.

Figure 1: Gambia global ranking (GTCI sample of 135 countries)



Note: VT Skills = Vocational and Technical Skills; GA Skills = Generalist Adaptive Skills.

Comparison with different groups of countries

Gambia is situated in Sub-Saharan Africa and is classified as Low income. Within its region, the country is ranked 11th out of 31 countries (Table 1).

Gambia is ranked 3rd within the group of Low income countries (implying that 77 percent of countries rank lower).

Table 1: Gambia performance vs. income groups and regions

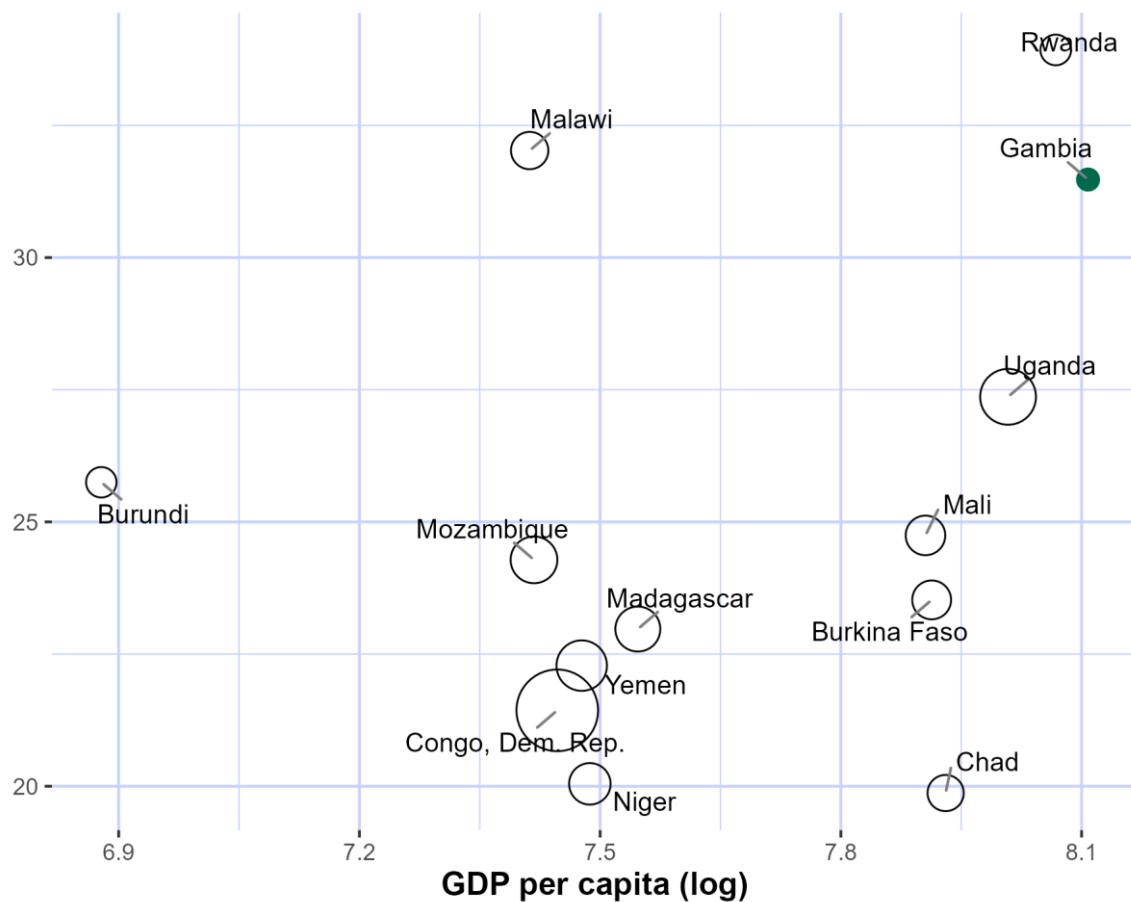
| Comparison group | Top 3 scorers of the group | Score GAP: Gambia score minus group highest score | Share of countries in the group ranked below Gambia |
|--|--------------------------------------|---|---|
| Region | | | |
| Central and Southern Asia | Uzbekistan, Kazakhstan, Kyrgyzstan | -11.9 | 20% |
| Eastern, Southeastern Asia and Oceania | Singapore, Australia, New Zealand | -41.8 | 12% |
| Europe | Switzerland, Denmark, Finland | -41.7 | 0% |
| Latin America and the Caribbean | Chile, Uruguay, Costa Rica | -21.2 | 0% |
| Northern Africa and Western Asia | Israel, United Arab Emirates, Cyprus | -28.7 | 5% |
| Northern America | United States of America, Canada | -37.9 | 0% |
| Sub-Saharan Africa | Mauritius, Seychelles, South Africa | -18.2 | 65% |
| Income group | | | |
| High income | Singapore, Switzerland, Denmark | -41.8 | 0% |
| Upper-middle income | Georgia, Malaysia, Mauritius | -19.5 | 0% |
| Lower-middle income | Uzbekistan, Jordan, Philippines | -11.9 | 43% |
| Low income | Rwanda, Malawi, Gambia | -2.5 | 77% |

Comparison with group of competitors

Gambia's group of competitors is defined as low-income countries located in Sub-Saharan Africa and Western Asia. It comprises a group of 13 economies. Figure 2 plots how Gambia fares against each competitor in terms of GTCI score and GDP per capita.

As can be seen, Gambia's GTCI score and GDP per capita are both greater than the corresponding medians of its group of competitors. Thus, the country's talent competitiveness is in line with what would be expected given its income level.

Figure 2: GTCI score and GDP per capita (log) of Gambia and its identified competitors



Note: Bubble size indicates country population.

Performance against its income group and region

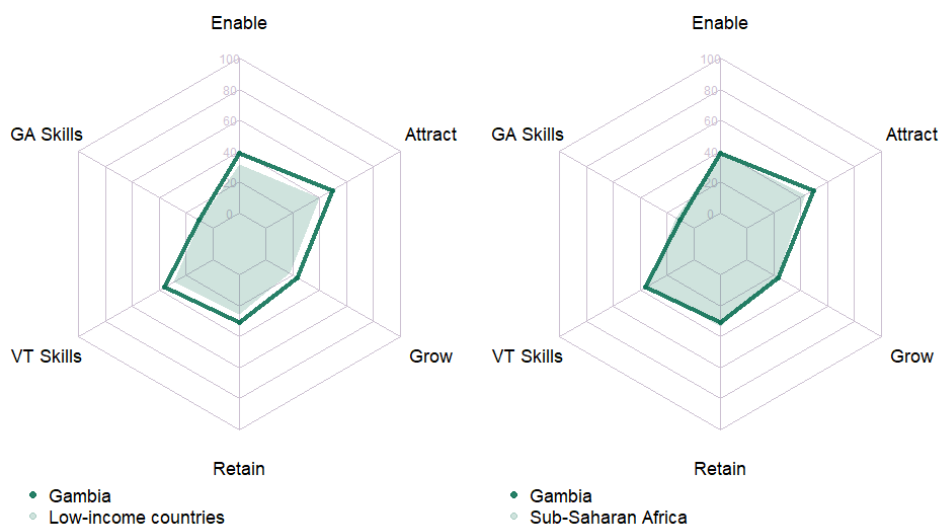
Low-income countries

Gambia is ranked 3rd in the group of low-income countries (Figure 3, left panel). In terms of pillar performance, it has a higher score than the income group average in each of the six pillars. At the sub-pillar level, it outperforms low-income countries in ten of the fourteen sub-pillars: Regulatory Landscape, Market Landscape, Business Labour Landscape, External Openness, Internal Openness, Formal Education, Lifestyle, Midlevel Skills, Employability and Talent Impact.

Sub-Saharan Africa

Gambia is ranked 11th within Sub-Saharan Africa (Figure 3, right panel). It has a score above the regional average in four of the six pillars: GTCI, Enable, Attract, Grow and VT. With regard to sub-pillars, it outperforms the average in Sub-Saharan Africa in eight of the fourteen sub-pillars: Regulatory Landscape, External Openness, Internal Openness, Formal Education, Lifestyle, Midlevel Skills, Employability and Talent Impact.

Figure 3: Gambia pillar scores vs. averages of relevant income group and region

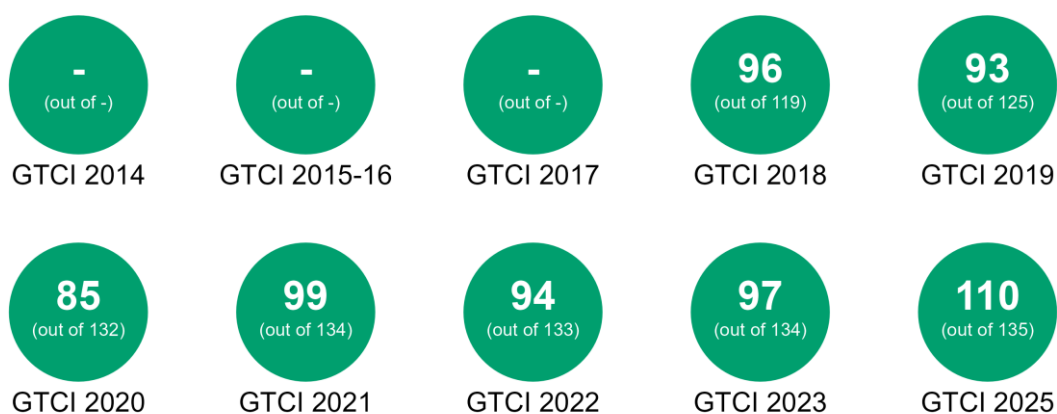


Note: VT Skills = Vocational and Technical Skills; GA Skills = Generalist Adaptive Skills.

Longer-term trends in talent competitiveness

Across all GTCI editions from 2015 to 2025, Gambia's ranking ranges from 110th to 99th place (see Figure 4). During GTCI 2020-GTCI 2025, Gambia ranks 97 out of a total 134 countries (on average), which is a decline from the average rank of 94 in GTCI 2015-GTCI 2019.

Figure 4: Evolution of GTCI rank for Gambia, 2015-2025





Sources

- Berry, B. (2019). *berryFunctions: Function Collection Related to Plotting and Hydrology*. R package version 1.18.2. URL: <https://CRAN.R-project.org/package=berryFunctions>
- Gohel, D. (2019). *officer: Manipulation of Microsoft Word and PowerPoint Documents*. R package version 0.3.6. URL: <https://CRAN.R-project.org/package=officer>
- Gohel, D. (2019). *flextable: Functions for Tabular Reporting*. R package version 0.5.6. URL: <https://CRAN.R-project.org/package=flextable>
- Lanvin, B., & Monteiro, F. (eds.) (2020). *The Global Talent Competitiveness Index 2020: Global Talent in the Age of Artificial Intelligence*. Fontainebleau: INSEAD.
- Lanvin, B., & Monteiro, F. (eds.) (2021). *The Global Talent Competitiveness Index 2021: Talent Competitiveness in Times of COVID*. Fontainebleau: INSEAD.
- Lanvin, B., & Monteiro, F. (eds.) (2022). *The Global Talent Competitiveness Index 2022: The Tectonics of Talent: Is the World Drifting Towards Increased Talent Inequalities?* Fontainebleau: INSEAD.
- Lanvin, B., & Monteiro, F. (eds.) (2023). *The Global Talent Competitiveness Index 2023: What a Difference Ten Years Make What to Expect for the Next Decade*. Fontainebleau: INSEAD.
- Milton Bache, S. & Wickham, H. (2014). *magrittr: A Forward-Pipe Operator for R*. R package version 1.5. URL: <https://CRAN.R-project.org/package=magrittr>
- Nakazawa, M. (2019). *fmsb: Functions for Medical Statistics Book with some Demographic Data*. R package version 0.7.0. URL: <https://CRAN.R-project.org/package=fmsb>
- R Core Team (2018). *R: A language and environment for statistical computing*. R Foundation for Statistical Computing, Vienna, Austria. URL: <https://www.R-project.org/>.
- Slowikowski, K. (2019). *ggrepel: Automatically Position Non-Overlapping Text Labels with 'ggplot2'*. R package version 0.8.1. URL: <https://CRAN.R-project.org/package=ggrepel>
- Wickham, H. (2007). Reshaping Data with the reshape Package. *Journal of Statistical Software*, 21(12), 1-20. URL: <http://www.jstatsoft.org/v21/i12/>.
- Wickham, H. (2016). *ggplot2: Elegant Graphics for Data Analysis*. Springer-Verlag. New York.
- Wickham et al., (2019). Welcome to the tidyverse. *Journal of Open Source Software*, 4(43), 1686, URL: <https://doi.org/10.21105/joss.01686>