Bulgaria - Country Brief
Global Talent Competitiveness Index (GTCI) 2025

Total population:	6.44 million
GDP:	US$ 112.232 billion
GDP (PPP) per capita:	US$ 37,081
	(52 out of 135 countries)
Country income level:	High income
GTCI 2025 ranking:	47 (out of 135)

Global GTCI position

In GTCI 2025, Bulgaria is ranked 47th out of a sample of 135 countries (Figure 1). When it comes to sub-pillars, the strongest showings of Bulgaria relate to Talent Impact, Employability and Formal Education, among others. Still, more could be done to improve the economy's performances in the Internal Openness, Business and Labour Landscape and Lifelong Learning sub-pillars.

Figure 1: Bulgaria global ranking (GTCI sample of 135 countries)

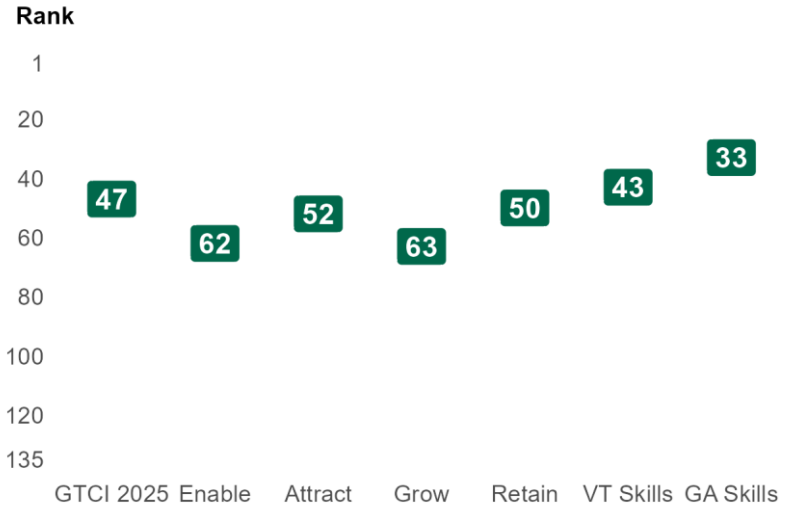

Note: VT Skills = Vocational and Technical Skills; GA Skills = Generalist Adaptive Skills.

Comparison with different groups of countries

Bulgaria is situated in Europe and is classified as High income. Within its region, the country is ranked 29th out of 39 countries (Table 1).

Bulgaria is ranked 45th within the group of High income countries (implying that 13 percent of countries rank lower).

Table 1: Bulgaria performance vs. income groups and regions

Comparison group	Top 3 scorers of the group	Score GAP: Bulgaria score minus group highest score	Share of countries in the group ranked below Bulgaria
Region			
Central and Southern Asia	Uzbekistan, Kazakhstan, Kyrgyzstan	6.7	100%
Eastern, Southeastern Asia and Oceania	Singapore, Australia, New Zealand	-23.2	56%
Europe	Switzerland, Denmark, Finland	-23.0	26%
Latin America and the Caribbean	Chile, Uruguay, Costa Rica	-2.6	83%
Northern Africa and Western Asia	Israel, United Arab Emirates, Cyprus	-10.1	68%
Northern America	United States of America, Canada	-19.3	0%
Sub-Saharan Africa	Mauritius, Seychelles, South Africa	0.4	100%
Income group			
High income	Singapore, Switzerland, Denmark	-23.2	13%
Upper-middle income	Georgia, Malaysia, Mauritius	-0.9	94%
Lower-middle income	Uzbekistan, Jordan, Philippines	6.7	100%
Low income	Rwanda, Malawi, Gambia	16.2	100%

Comparison with group of competitors

Bulgaria's group of competitors is defined as lower-middle-income and upper-middle-income countries located in Eastern and Southern Europe (excl post-Soviet republics). It comprises a group of 6 economies. Figure 2 plots how Bulgaria fares against each competitor in terms of GTCI score and GDP per capita.

As can be seen, Bulgaria's GTCI score and GDP per capita are both greater than the corresponding medians of its group of competitors. Thus, the country’s talent competitiveness is in line with what would be expected given its income level.

Figure 2: GTCI score and GDP per capita (log) of Bulgaria and its identified competitors

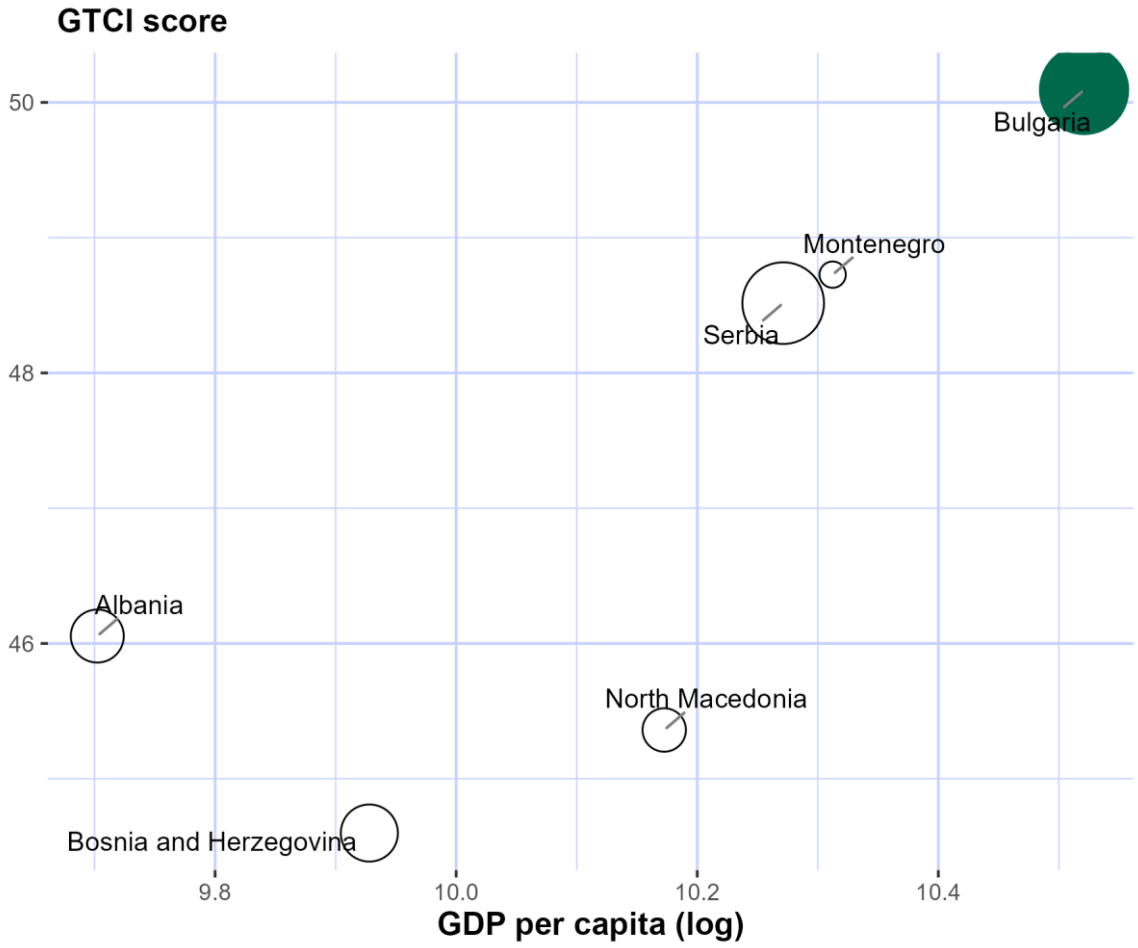

Note: Bubble size indicates country population.

Performance against its income group and region

High-income countries

Bulgaria is ranked 45th in the group of high-income countries (Figure 3, left panel). In terms of pillar performance, it has a score below the income group average in each of the six pillars. At the sub-pillar level, it outperforms high-income countries in one of the fourteen sub-pillars: Employability.

Europe

Bulgaria is ranked 29th within Europe (Figure 3, right panel). It lags behind its region in each of the six pillars. With regard to sub-pillars, it outperforms the average in Europe in one of the fourteen sub-pillars: Employability.

Figure 3: Bulgaria pillar scores vs. averages of relevant income group and region

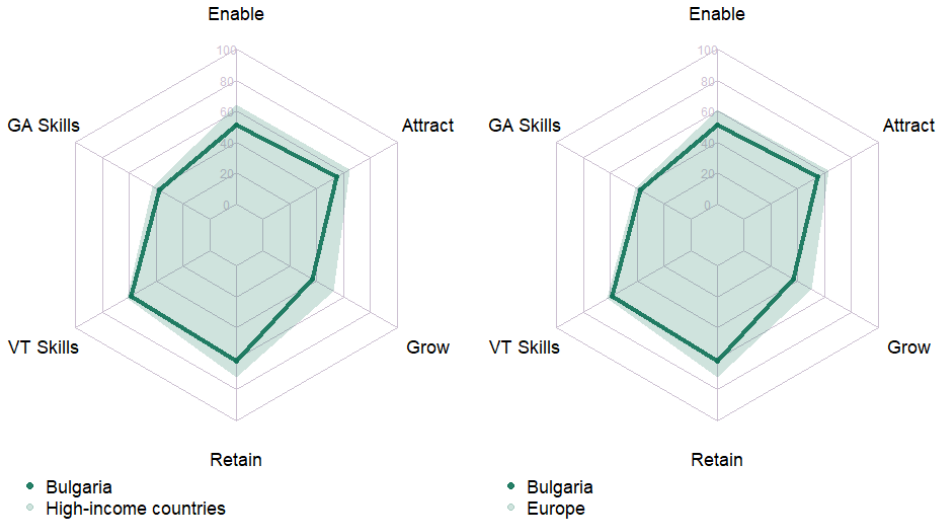

Note: VT Skills = Vocational and Technical Skills; GA Skills = Generalist Adaptive Skills.

Longer-term trends in talent competitiveness

Across all GTCI editions from 2015 to 2025, Bulgaria's ranking ranges from 44th to 55th place (see Figure 4). During GTCI 2020-GTCI 2025, Bulgaria ranks 49 out of a total 134 countries (on average), which is a decline from the average rank of 48 in GTCI 2015-GTCI 2019.

Figure 4: Evolution of GTCI rank for Bulgaria, 2015-2025

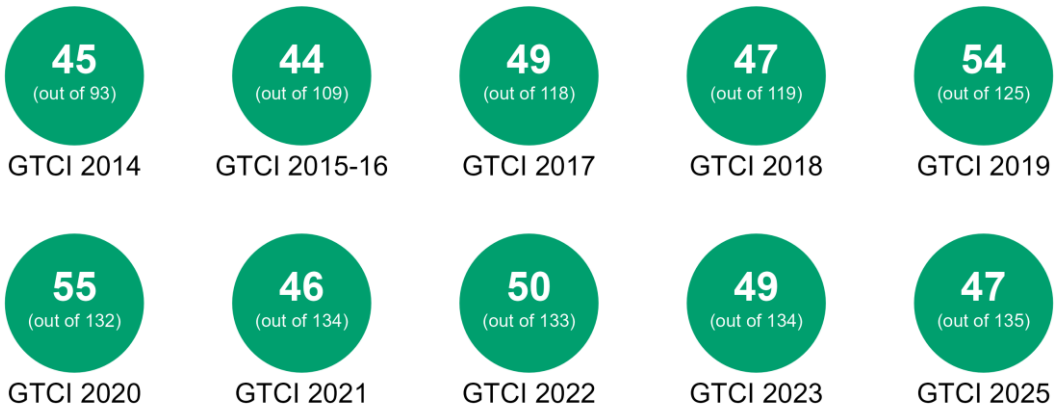

Sources

Berry, B. (2019). berryFunctions: Function Collection Related to Plotting and Hydrology. R package version 1.18.2. URL: https://CRAN.R-project.org/package=berryFunctions

Gohel, D. (2019). officer: Manipulation of Microsoft Word and PowerPoint Documents. R package version 0.3.6. URL: https://CRAN.R-project.org/package=officer

Gohel, D. (2019). flextable: Functions for Tabular Reporting. R package version 0.5.6. URL: https://CRAN.R-project.org/package=flextable

Lanvin, B., & Monteiro, F. (eds.) (2020). The Global Talent Competitiveness Index 2020: Global Talent in the Age of Artificial Intelligence. Fontainebleau: INSEAD.

Lanvin, B., & Monteiro, F. (eds.) (2021). The Global Talent Competitiveness Index 2021: Talent Competitiveness in Times of COVID Fontainebleau: INSEAD.

Lanvin, B., & Monteiro, F. (eds.) (2022). The Global Talent Competitiveness Index 2022: The Tectonics of Talent: Is the World Drifting Towards Increased Talent Inequalities? Fontainebleau: INSEAD.

Lanvin, B., & Monteiro, F. (eds.) (2023). The Global Talent Competitiveness Index 2023: What a Difference Ten Years Make What to Expect for the Next Decade. Fontainebleau: INSEAD.

Milton Bache, S. & Wickham, H. (2014). magrittr: A Forward-Pipe Operator for R. R package version 1.5. URL: https://CRAN.R-project.org/package=magrittr

Nakazawa, M. (2019). fmsb: Functions for Medical Statistics Book with some Demographic Data. R package version 0.7.0. URL: https://CRAN.R-project.org/package=fmsb

R Core Team (2018). R: A language and environment for statistical computing. R Foundation for Statistical Computing, Vienna, Austria. URL: https://www.R-project.org/.

Slowikowski, K. (2019). ggrepel: Automatically Position Non-Overlapping Text Labels with 'ggplot2'. R package version 0.8.1. URL: https://CRAN.R-project.org/package=ggrepel

Wickham, H. (2007). Reshaping Data with the reshape Package. Journal of Statistical Software, 21(12), 1-20. URL: http://www.jstatsoft.org/v21/i12/.

Wickham, H. (2016). ggplot2: Elegant Graphics for Data Analysis. Springer-Verlag. New York.

Wickham et al., (2019). Welcome to the tidyverse. Journal of Open Source Software, 4(43), 1686, URL: https://doi.org/10.21105/joss.01686