

Bolivia - Country Brief

Global Talent Competitiveness Index (GTCI) 2025

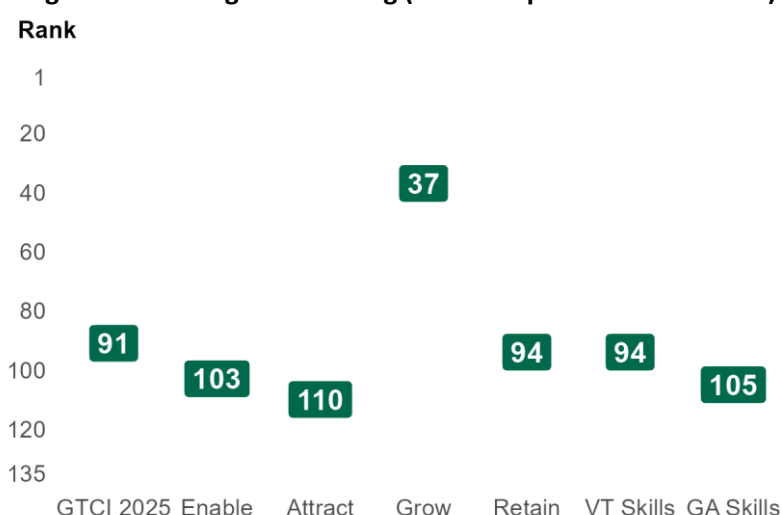


Total population:	12.41 million
GDP:	US\$ 45.464 billion
GDP (PPP) per capita:	US\$ 11,028 (93 out of 135 countries)
Country income level:	Lower-middle income
GTCI 2025 ranking:	91 (out of 135)

Global GTCI position

In GTCI 2025, Bolivia is ranked 91st out of a sample of 135 countries (Figure 1). When it comes to sub-pillars, the strongest showings of Bolivia relate to Formal Education, Lifelong Learning and Access to Growth Opportunities, among others. Still, more could be done to improve the economy's performances in the Regulatory Landscape, Business and Labour Landscape and Talent Impact sub-pillars.

Figure 1: Bolivia global ranking (GTCI sample of 135 countries)



Note: VT Skills = Vocational and Technical Skills; GA Skills = Generalist Adaptive Skills.

Comparison with different groups of countries

Bolivia is situated in Latin America and the Caribbean and is classified as Lower-middle income. Within its region, the country is ranked 13th out of 18 countries (Table 1).

Bolivia is ranked 9th within the group of Lower-middle income countries (implying that 74 percent of countries rank lower).

Table 1: Bolivia performance vs. income groups and regions

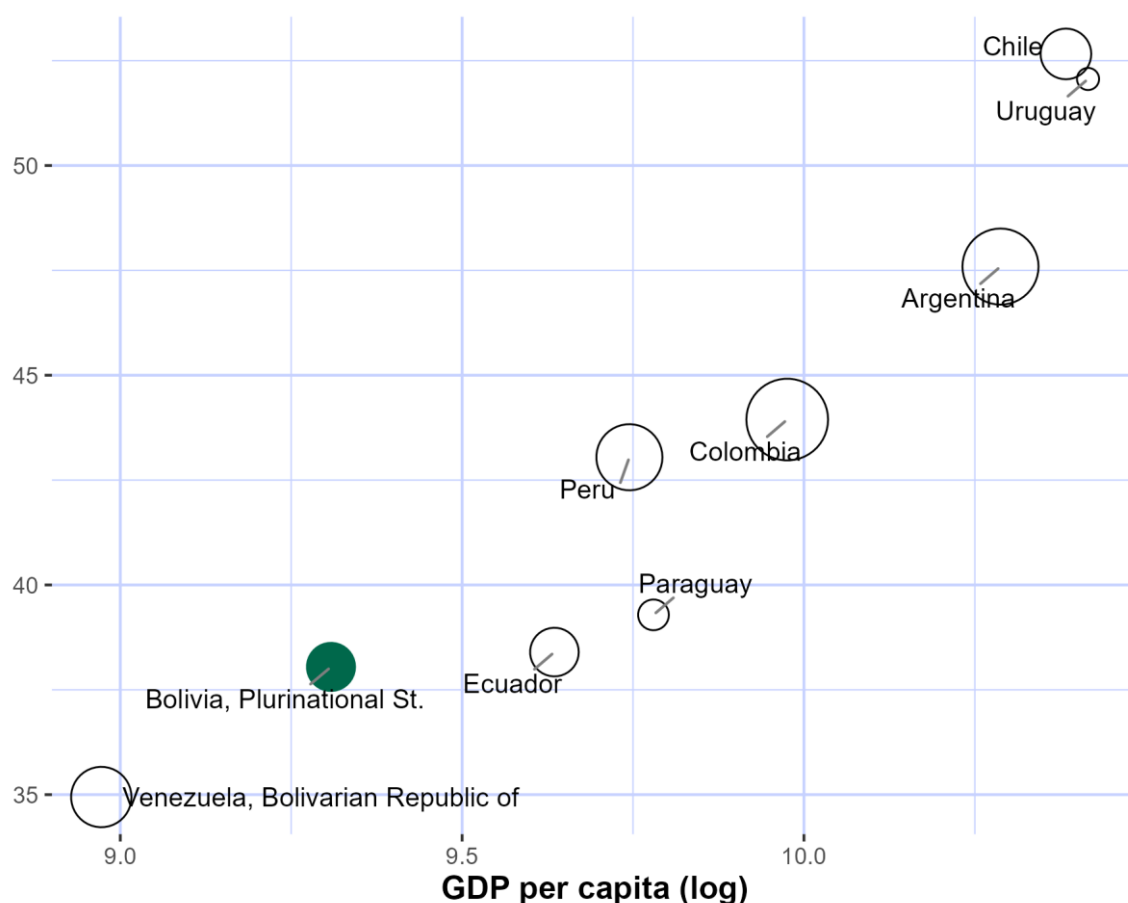
Comparison group	Top 3 scorers of the group	Score GAP: Bolivia score minus group highest score	Share of countries in the group ranked below Bolivia
Region			
Central and Southern Asia	Uzbekistan, Kazakhstan, Kyrgyzstan	-5.3	70%
Eastern, Southeastern Asia and Oceania	Singapore, Australia, New Zealand	-35.2	19%
Europe	Switzerland, Denmark, Finland	-35.1	0%
Latin America and the Caribbean	Chile, Uruguay, Costa Rica	-14.6	28%
Northern Africa and Western Asia	Israel, United Arab Emirates, Cyprus	-22.1	21%
Northern America	United States of America, Canada	-31.4	0%
Sub-Saharan Africa	Mauritius, Seychelles, South Africa	-11.7	81%
Income group			
High income	Singapore, Switzerland, Denmark	-35.2	0%
Upper-middle income	Georgia, Malaysia, Mauritius	-12.9	14%
Lower-middle income	Uzbekistan, Jordan, Philippines	-5.3	74%
Low income	Rwanda, Malawi, Gambia	4.1	100%

Comparison with group of competitors

Bolivia's group of competitors is defined as countries located in South America. It comprises a group of 9 economies. Figure 2 plots how Bolivia fares against each competitor in terms of GTCI score and GDP per capita.

As can be seen, Bolivia's GTCI score and GDP per capita are both lower than the corresponding medians of its group of competitors. Thus, the country's talent competitiveness is not in line with what would be expected given its income level.

Figure 2: GTCI score and GDP per capita (log) of Bolivia and its identified competitors



Note: Bubble size indicates country population.

Performance against its income group and region

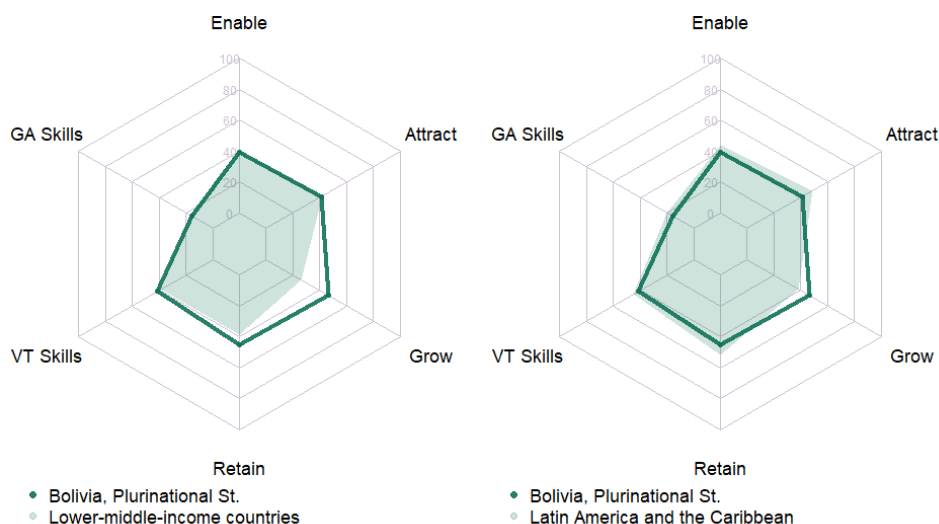
Lower-middle-income countries

Bolivia is ranked 9th in the group of lower-middle-income countries (Figure 3, left panel). In terms of pillar performance, it has a higher score than the income group average in four of the six pillars: GTCI, Enable, Grow, Retain and VT. At the sub-pillar level, it outperforms lower-middle-income countries in ten of the fourteen sub-pillars: Market Landscape, Internal Openness, Formal Education, Lifelong Learning, Access Growth Opportunities, Sustainability, Lifestyle, Midlevel Skills, Employability and Highlevel Skills.

Latin America and the Caribbean

Bolivia is ranked 13th within Latin America and the Caribbean (Figure 3, right panel). It has a score above the regional average in one of the six pillars: Grow. With regard to sub-pillars, it outperforms the average in Latin America and the Caribbean in three of the fourteen sub-pillars: Market Landscape, Formal Education and Access Growth Opportunities.

Figure 3: Bolivia pillar scores vs. averages of relevant income group and region

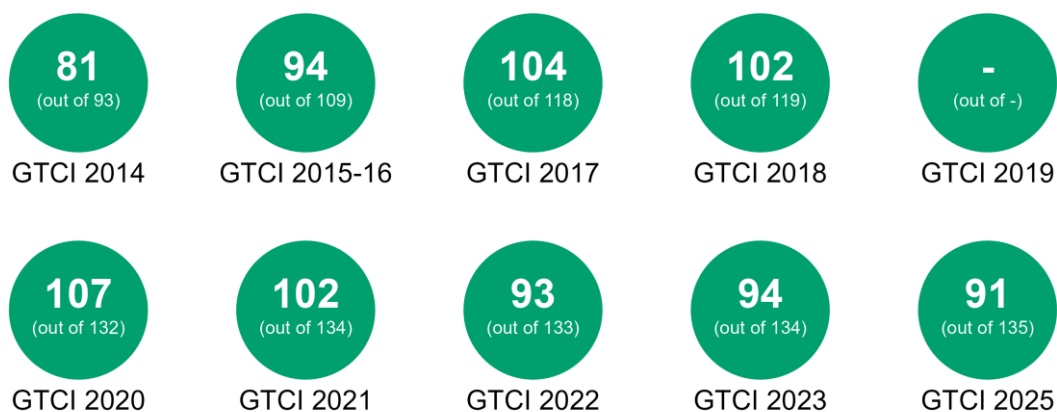


Note: VT Skills = Vocational and Technical Skills; GA Skills = Generalist Adaptive Skills.

Longer-term trends in talent competitiveness

Across all GTCI editions from 2015 to 2025, Bolivia's ranking ranges from 102nd to 94th place (see Figure 4). During GTCI 2020-GTCI 2025, Bolivia ranks 97 out of a total 134 countries (on average), which is a decline from the average rank of 95 in GTCI 2015-GTCI 2019.

Figure 4: Evolution of GTCI rank for Bolivia, 2015-2025





Sources

- Berry, B. (2019). *berryFunctions: Function Collection Related to Plotting and Hydrology*. R package version 1.18.2. URL: <https://CRAN.R-project.org/package=berryFunctions>
- Gohel, D. (2019). *officer: Manipulation of Microsoft Word and PowerPoint Documents*. R package version 0.3.6. URL: <https://CRAN.R-project.org/package=officer>
- Gohel, D. (2019). *flextable: Functions for Tabular Reporting*. R package version 0.5.6. URL: <https://CRAN.R-project.org/package=flextable>
- Lanvin, B., & Monteiro, F. (eds.) (2020). *The Global Talent Competitiveness Index 2020: Global Talent in the Age of Artificial Intelligence*. Fontainebleau: INSEAD.
- Lanvin, B., & Monteiro, F. (eds.) (2021). *The Global Talent Competitiveness Index 2021: Talent Competitiveness in Times of COVID*. Fontainebleau: INSEAD.
- Lanvin, B., & Monteiro, F. (eds.) (2022). *The Global Talent Competitiveness Index 2022: The Tectonics of Talent: Is the World Drifting Towards Increased Talent Inequalities?* Fontainebleau: INSEAD.
- Lanvin, B., & Monteiro, F. (eds.) (2023). *The Global Talent Competitiveness Index 2023: What a Difference Ten Years Make What to Expect for the Next Decade*. Fontainebleau: INSEAD.
- Milton Bache, S. & Wickham, H. (2014). *magrittr: A Forward-Pipe Operator for R*. R package version 1.5. URL: <https://CRAN.R-project.org/package=magrittr>
- Nakazawa, M. (2019). *fmsb: Functions for Medical Statistics Book with some Demographic Data*. R package version 0.7.0. URL: <https://CRAN.R-project.org/package=fmsb>
- R Core Team (2018). *R: A language and environment for statistical computing*. R Foundation for Statistical Computing, Vienna, Austria. URL: <https://www.R-project.org/>.
- Slowikowski, K. (2019). *ggrepel: Automatically Position Non-Overlapping Text Labels with 'ggplot2'*. R package version 0.8.1. URL: <https://CRAN.R-project.org/package=ggrepel>
- Wickham, H. (2007). Reshaping Data with the reshape Package. *Journal of Statistical Software*, 21(12), 1-20. URL: <http://www.jstatsoft.org/v21/i12/>.
- Wickham, H. (2016). *ggplot2: Elegant Graphics for Data Analysis*. Springer-Verlag. New York.
- Wickham et al., (2019). Welcome to the tidyverse. *Journal of Open Source Software*, 4(43), 1686, URL: <https://doi.org/10.21105/joss.01686>